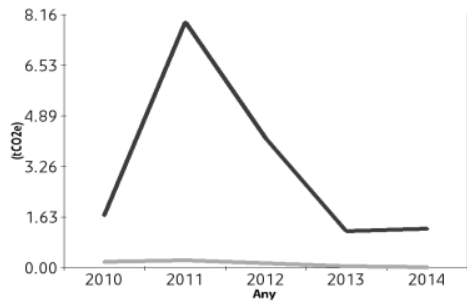


Empresa		Data inici				Data fi			
BRI Restaurant		01/01/2015				31/12/2017			
Contribució (tCO ₂ e)	Empresa Període	BRI Restaurant 01/01/2010 31/12/2010	BRI Restaurant 01/01/2011 31/12/2011	BRI Restaurant 01/01/2012 31/12/2012	BRI Restaurant 01/01/2013 31/12/2013	BRI Restaurant 01/01/2014 31/12/2014	BRI Restaurant 01/01/2015 31/12/2015	BRI Restaurant 01/01/2016 31/12/2016	BRI Restaurant 01/01/2017 31/12/2017
Abast 1: Emissions directes		1,69	3,81	3,61	4,50	2,80	4,66	4,22	4,29
Combustible		1,69	3,81	3,61	4,50	2,80	4,66	4,22	4,29
Abast 2: Emissions indirectes		4,10	25,67	14,55	0,00	0,00	0,00	0,00	0,00
Consum d' electricitat		4,10	25,67	14,55	0,00	0,00	0,00	0,00	0,00
Altres categories abast 3		0,64	1,17	0,99	1,87	2,19	2,21	2,14	2,25
Total		6,43	30,65	19,14	6,36	4,99	6,87	6,35	6,54

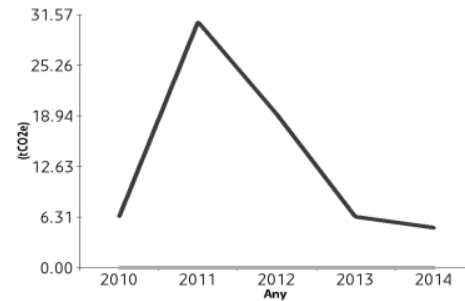
Data inici	Data fi	Empresa	tCO ₂ e totals	tCO ₂ e/ empleats	tCO ₂ e/ mil
01/01/2010	31/12/2010	BRI Restaurant	6,43	1,68	0,19
01/01/2011	31/12/2011	BRI Restaurant	30,65	7,92	0,24
01/01/2012	31/12/2012	BRI Restaurant	19,14	4,16	0,15
01/01/2013	31/12/2013	BRI Restaurant	6,36	1,18	0,04
01/01/2014	31/12/2014	BRI Restaurant	4,99	1,25	0,02
01/01/2015	31/12/2015	BRI Restaurant	6,87	1,15	0,03
01/01/2016	31/12/2016	BRI Restaurant	6,35	1,06	0,03
01/01/2017	31/12/2017	BRI Restaurant	6,54	1,09	0,03
Total			87,34		

Indicadors



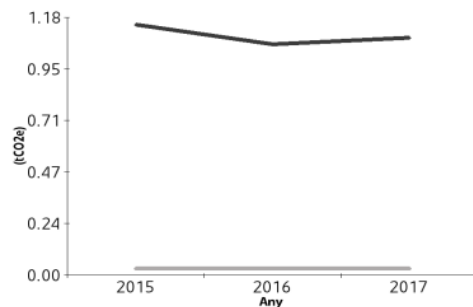
tCO₂e/empleats BRI Restaurant
tCO₂e/mil BRI Restaurant

Emissions



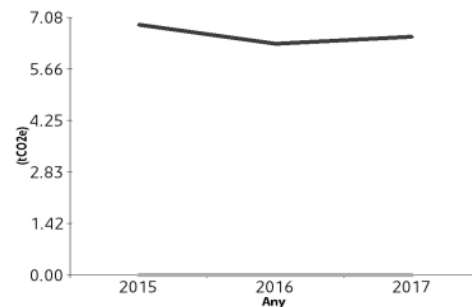
Emissions totals BRI Restaurant
Emissions compensades BRI Restaurant

Indicadors



tCO₂e/empleats BRI Restaurant
tCO₂e/mil BRI Restaurant

Emissions



Emissions totals BRI Restaurant
Emissions compensades BRI Restaurant